

Google Classroom Basics

Conceptos básicos de Google
Classroom

Prensip Fondamental nan sal klas
Google

How to switch between classes / **Cómo cambiar entre clases** / **Ki jan pou ou chanje ant klas yo**

The image illustrates the process of switching between classes in Google Classroom through three sequential screenshots:

- Left Screenshot:** Shows the Google Classroom sidebar menu. The 'Classes' section is highlighted, and the 'Technology - Monroe' class is selected and highlighted in pink. Other classes listed include 'Technology - Bellinger', 'Great Futures at John I. Leona...', and '(rough draft) BGC JIL Technol...'. The 'Settings' option is also visible at the bottom.
- Middle Screenshot:** Shows the interface for the 'Technology - Monroe' class. The header displays the class name 'onroe' and a link 'kup/dieqdkkt2'. Below the header, there is a section for sharing content with the class, with the name 'Melody Monroe' visible at the bottom.
- Right Screenshot:** Shows the Google Classroom home screen with a grid of class cards. The cards represent various classes, including 'JILHS 2020 Virtual Sya...', 'Edgenuity Credit Rec...', 'English II - PLC FY20', 'JILHS Instructional C...', 'ESE World for ALL', 'FY20 Secondary Liter...', '1361 AICE', 'New Teachers - EDW...', 'Performance Matters...', and 'John I. Leonard High...'. Each card displays the class name, teacher's name, and the number of students.

Understanding the “tabs” (English)

Stream = Like “Feed, Timeline, etc.” from social media

Classwork = where assignments/lessons are located

People = who is in the class and how you can contact your teacher

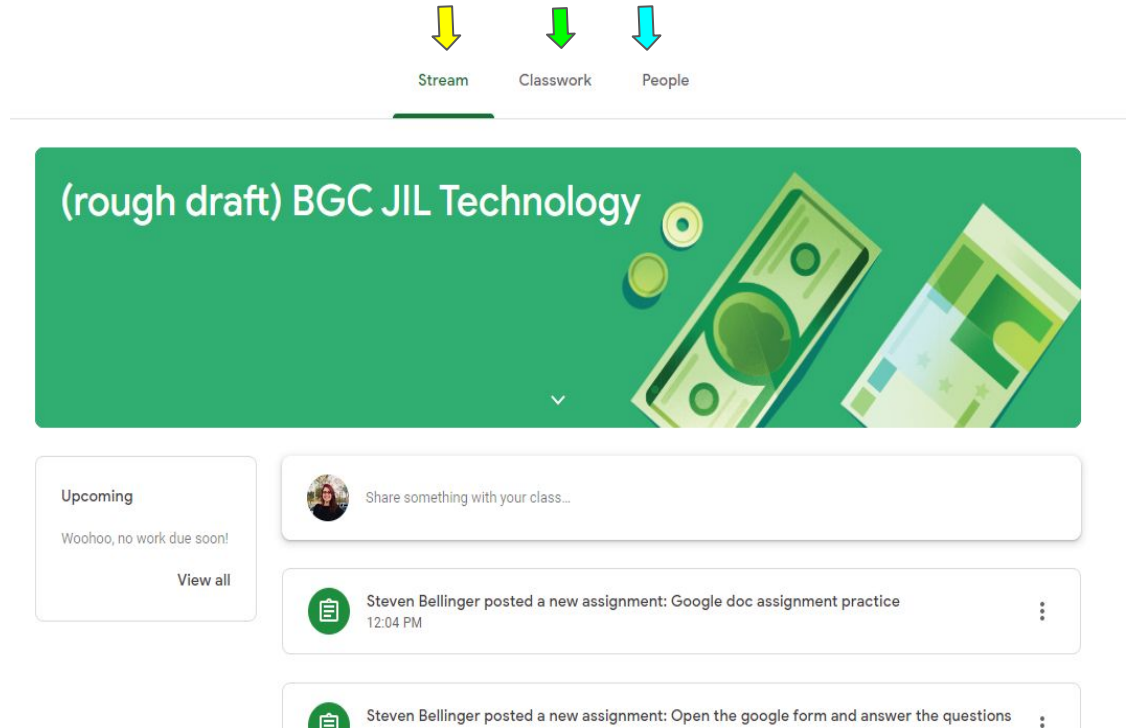
The screenshot shows a class interface with three tabs at the top: "Stream" (yellow arrow), "Classwork" (green arrow), and "People" (cyan arrow). The "Stream" tab is selected. Below the tabs is a green banner with the text "(rough draft) BGC JIL Technology" and an illustration of money. Below the banner is a white box with the text "Upcoming" and "Woohoo, no work due soon!" with a "View all" link. Below that is a white box with a profile picture and the text "Share something with your class...". Below that is a white box with a document icon and the text "Steven Bellinger posted a new assignment: Google doc assignment practice 12:04 PM". Below that is a white box with a document icon and the text "Steven Bellinger posted a new assignment: Open the google form and answer the questions".

Comprender las "pestañas" (Spanish)

Stream = similar a "Feed, Timeline, etc." de las redes sociales

Trabajo en clase = dónde se encuentran las tareas / lecciones

Gente = quién está en la clase y cómo puedes contactar a tu maestro



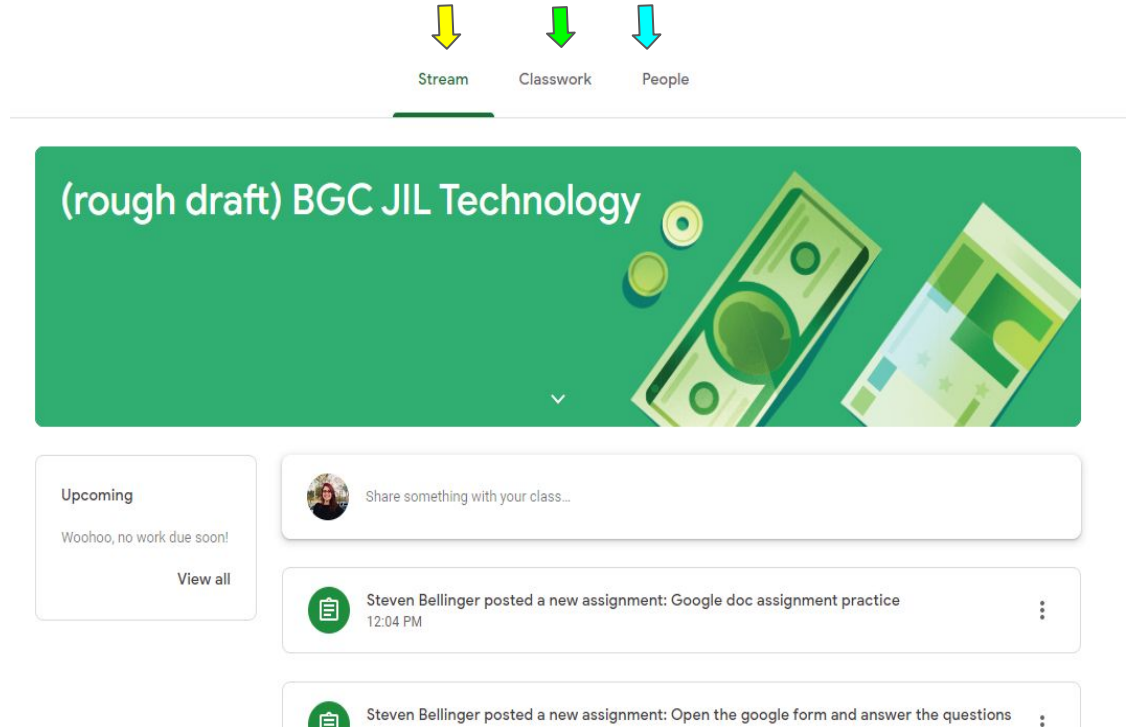
The screenshot shows the Google Classroom interface. At the top, there are three tabs: 'Stream' (highlighted with a yellow arrow), 'Classwork' (with a green arrow), and 'People' (with a blue arrow). Below the tabs is a green banner with the text '(rough draft) BGC JIL Technology' and an illustration of money. Under the banner, there is a section for 'Upcoming' with the text 'Woohoo, no work due soon!' and a 'View all' link. To the right, there are two assignment posts by Steven Bellinger: 'Share something with your class...' and 'Google doc assignment practice' (12:04 PM), and 'Open the google form and answer the questions'.

Konprann "tabs" yo (Haitian/Creole)

Kouran = Tankou "Feed, Timeline..." soti nan medya sosyal

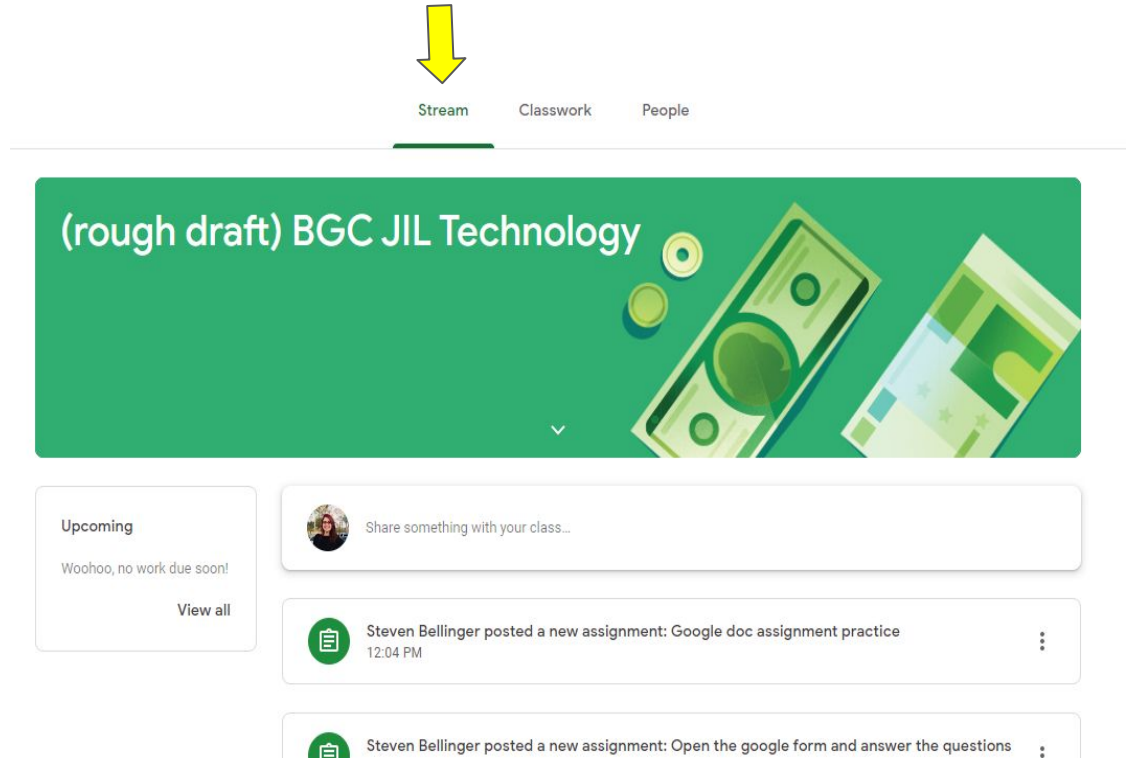
Travay Klas = kote devwa / leson yo ye

Moun = ki moun ki nan klas la ak ki jan ou ka kontakte pwofesè ou



Understanding the “Stream” tab (English)

- Make sure you check the **Stream** for any announcements or updates.
- It will also show when assignments were posted.



The screenshot shows a classroom interface with a navigation bar at the top containing three tabs: "Stream", "Classwork", and "People". A yellow arrow points down to the "Stream" tab, which is currently selected and underlined. Below the navigation bar is a green banner with the text "(rough draft) BGC JIL Technology" and an illustration of money. Underneath the banner is a white box with the heading "Upcoming" and the text "Woohoo, no work due soon!" and a "View all" link. To the right of the "Upcoming" box is a white box with a profile picture and the text "Share something with your class...". Below this is a white box with a document icon and the text "Steven Bellinger posted a new assignment: Google doc assignment practice" and "12:04 PM". At the bottom is another white box with a document icon and the text "Steven Bellinger posted a new assignment: Open the google form and answer the questions".

Comprender el "Stream" (Spanish)

- Asegúrate de revisar el **Stream** para ver si hay anuncios o actualizaciones.
- También mostrará cuándo se publicaron las tareas.

Stream Classwork People

(rough draft) BGC JIL Technology

Upcoming

Woohoo, no work due soon!

View all

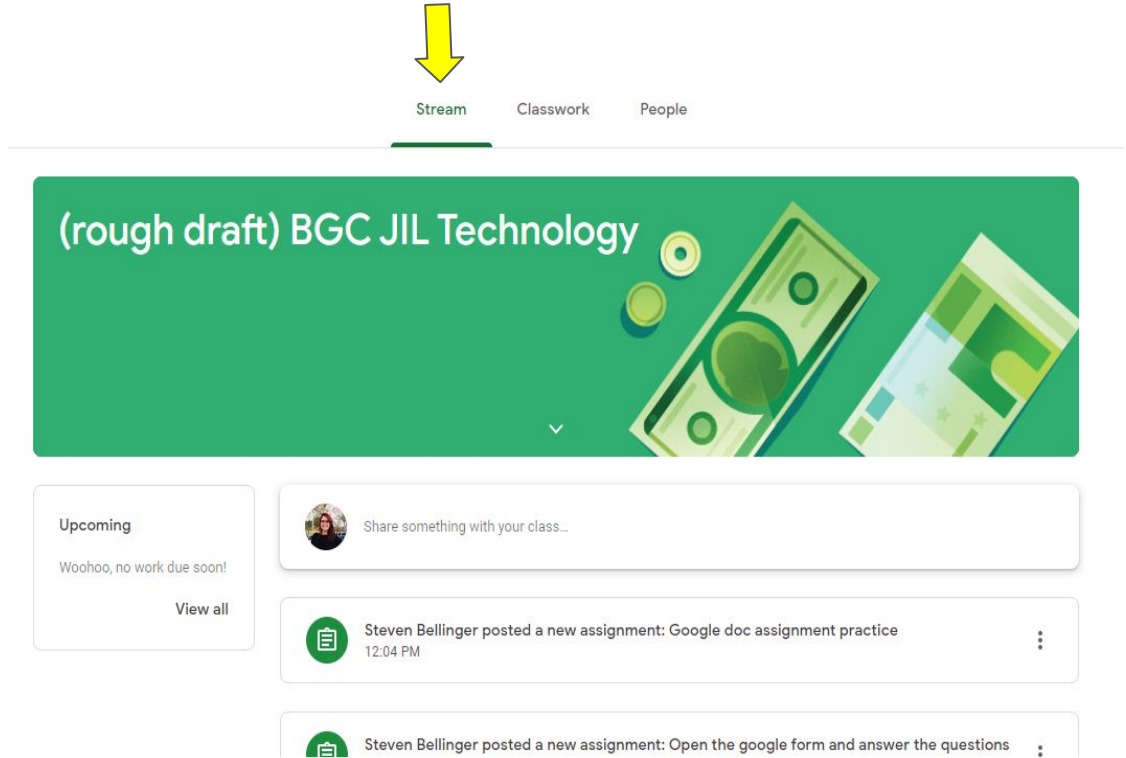
Share something with your class...

Steven Bellinger posted a new assignment: Google doc assignment practice
12:04 PM

Steven Bellinger posted a new assignment: Open the google form and answer the questions

Konprann "Stream" tab la (Haitian Creole)

- Asire ou ke ou tcheke Stream pou nenpòt anons oswa dènye nouvèl.
- Li ap montre ou lè devwa yo te afiche.



Stream Classwork People

(rough draft) BGC JIL Technology

Upcoming

Woohoo, no work due soon!

View all

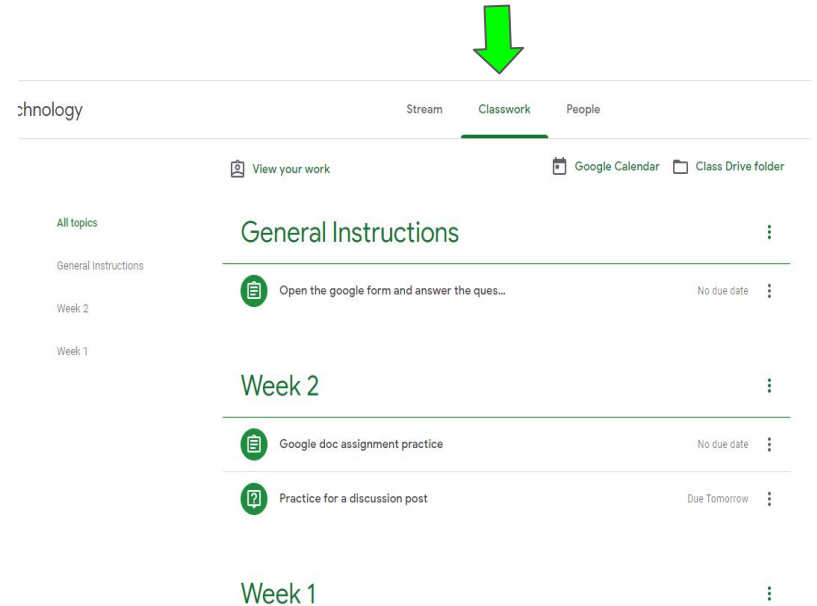
Share something with your class...

Steven Bellinger posted a new assignment: Google doc assignment practice
12:04 PM

Steven Bellinger posted a new assignment: Open the google form and answer the questions

Understanding the “Classwork” tab (English)

- This is the easiest way to see what is due
- Most classes organized assignments into topics
- You can also see due dates, point value, and directions when you click on the assignment(s)

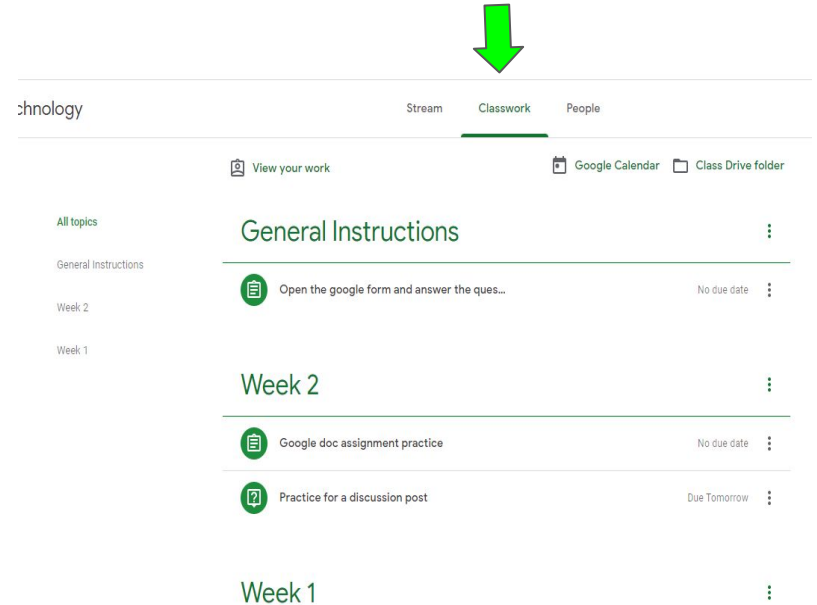


The screenshot displays the Canvas LMS interface for the 'Classwork' tab. A green arrow points to the 'Classwork' tab in the top navigation bar. The interface shows a sidebar with 'All topics' and a main content area with sections for 'General Instructions', 'Week 2', and 'Week 1'. Each section contains assignment cards with titles, due dates, and icons.

Section	Assignment Title	Due Date
General Instructions	Open the google form and answer the ques...	No due date
	Google doc assignment practice	No due date
Week 2	Practice for a discussion post	Due Tomorrow
Week 1		

Comprender el "trabajo de clase" (Spanish)

- Esta es la forma más fácil de ver lo que se debe
- La mayoría de las clases organizan las tareas en temas.
- También puede ver las fechas de vencimiento, el valor en puntos y las indicaciones cuando hace clic en las asignaciones.



Technology

Stream **Classwork** People

View your work Google Calendar Class Drive folder

All topics

General Instructions

Week 2

Week 1

General Instructions

Open the google form and answer the ques... No due date

Week 2

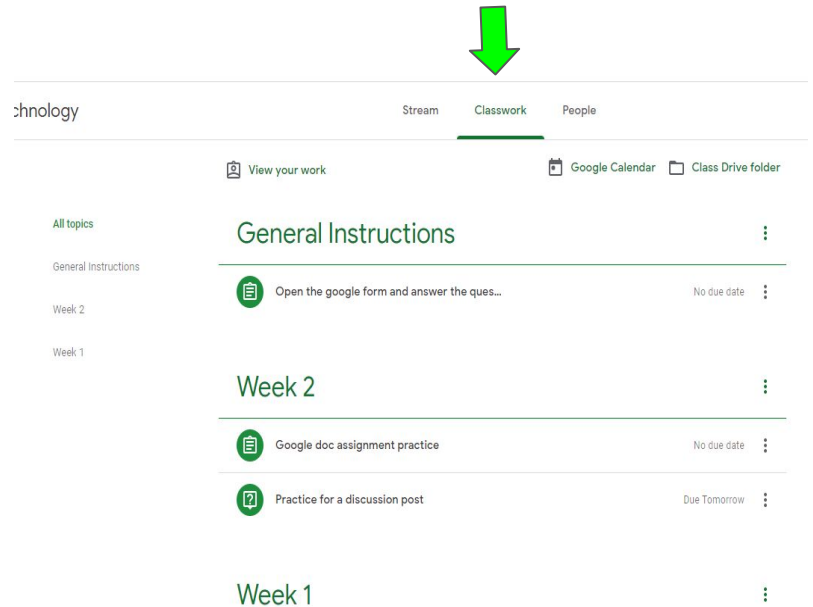
Google doc assignment practice No due date

Practice for a discussion post Due Tomorrow

Week 1

Konprann "Classwork" tab la (Haitian Creole)

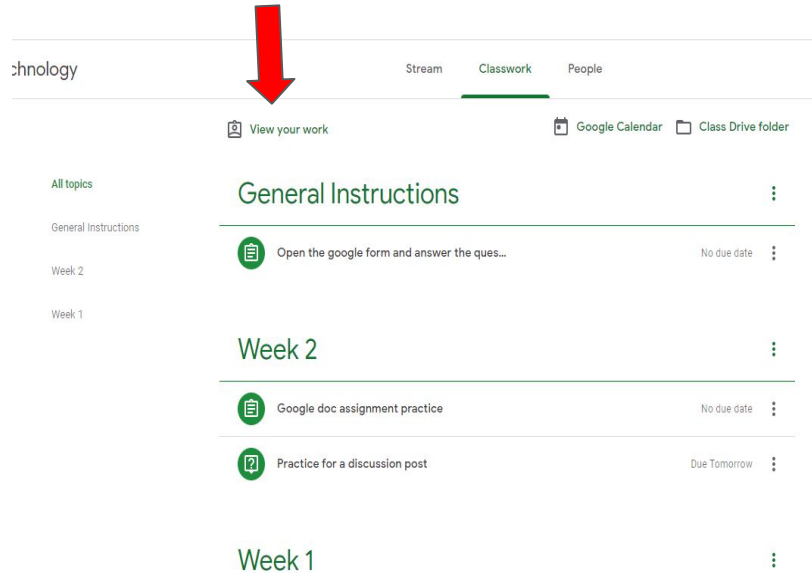
- Sa a se fason ki pi fasil la pou ou wè sa ki dwe
- Pifò klas òganize devwa nan sijè
- Ou ka wè tou dat dwe yo, valè pwen, ak direksyon lè ou klike sou devwa a (yo)



The screenshot shows the Google Classroom interface. At the top, there are three tabs: 'Stream', 'Classwork', and 'People'. A green arrow points to the 'Classwork' tab. Below the tabs, there are three utility icons: 'View your work', 'Google Calendar', and 'Class Drive folder'. The main content area is divided into sections for 'All topics', 'General Instructions', 'Week 2', and 'Week 1'. Each section contains a list of assignments with their titles, due dates, and a three-dot menu icon.

Topic	Assignment Title	Due Date
General Instructions	Open the google form and answer the ques...	No due date
	Google doc assignment practice	No due date
Week 2	Practice for a discussion post	Due Tomorrow
Week 1		

How to see your grades (English)



chnology

Stream **Classwork** People

View your work Google Calendar Class Drive folder

All topics

General Instructions

Week 2

Week 1

General Instructions

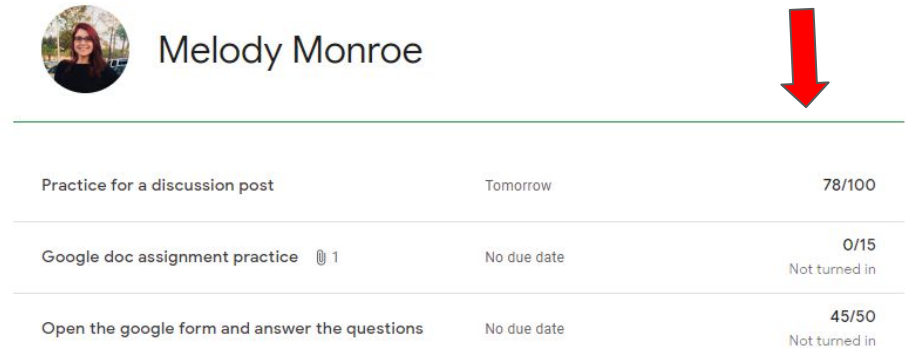
- Open the google form and answer the ques... No due date

Week 2

- Google doc assignment practice No due date
- Practice for a discussion post Due Tomorrow

Week 1

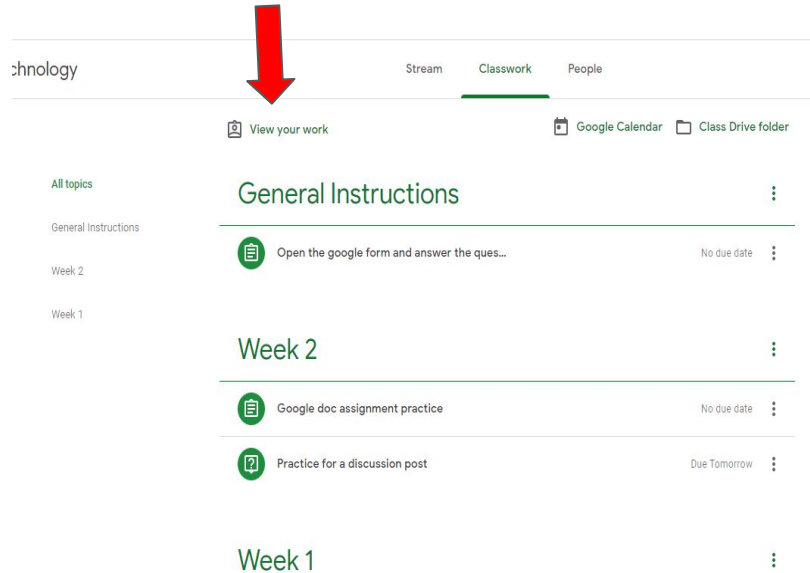
- Practice for a discussion post Due Tomorrow



Melody Monroe

Practice for a discussion post	Tomorrow	78/100
Google doc assignment practice @ 1	No due date	0/15 Not turned in
Open the google form and answer the questions	No due date	45/50 Not turned in

Cómo ver tus calificaciones (Spanish)



chnology

Stream **Classwork** People

View your work Google Calendar Class Drive folder

All topics

General Instructions

Week 2

Week 1

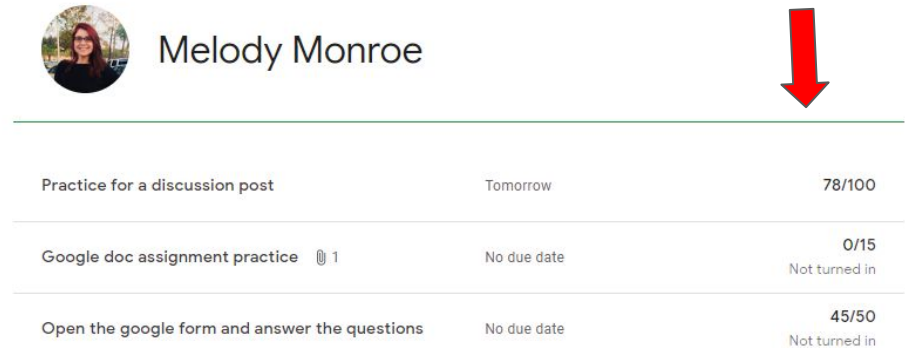
General Instructions

- Open the google form and answer the ques... No due date

Week 2

- Google doc assignment practice No due date
- Practice for a discussion post Due Tomorrow

Week 1



Melody Monroe

Practice for a discussion post	Tomorrow	78/100
Google doc assignment practice @ 1	No due date	0/15 Not turned in
Open the google form and answer the questions	No due date	45/50 Not turned in

Ki jan pou w wè nòt ou yo (Haitian/Creole)

chnology

Stream **Classwork** People

View your work Google Calendar Class Drive folder

All topics

General Instructions

Week 2

Week 1

General Instructions

- Open the google form and answer the ques... No due date

Week 2

- Google doc assignment practice No due date
- Practice for a discussion post Due Tomorrow

Week 1

Melody Monroe

Practice for a discussion post	Tomorrow	78/100
Google doc assignment practice @ 1	No due date	0/15 Not turned in
Open the google form and answer the questions	No due date	45/50 Not turned in

Understanding the “People” tab (English)

This is where you can see your classmates and teachers as well as email them

Teachers



Steven Bellinger



Eleni Spanos



Louis Rivera



[View all](#)

Students



Actions ▾



Melody Monroe



Comprender la pestaña "Personas"

Aquí es donde puedes ver a tus compañeros de clase y maestros, así como enviarles un correo electrónico

Teachers



Steven Bellinger



Eleni Spanos



Louis Rivera



[View all](#)

Students



Actions ▾



Melody Monroe



Konprann "People" tab la (Haitian Creole)

- Sa a se kote ou ka wè kamarad klas ou yo ak pwofesè ou. Ou ka voye imèl pou yo tou.

Teachers

👤+



Steven Bellinger



Eleni Spanos

⋮



Louis Rivera

⋮

[View all](#)

Students

👤+



Actions ▾

⌵



Melody Monroe

⋮